

# Home Learning 1-3FI

Bonjour 1FI, 2FI and 3FI Panther Students and Families!

In the following document you will find all of your Week 7, Week 8 and Week 9 activities and tasks for each subject. You will find expectations for each grade throughout the document.

As per the expectations set out by the Government of New Brunswick students are encouraged to engage in 1 hour of school work per day (5 hours per week) and are also encouraged to complete a minimum of 30 minutes of reading and 30 minutes of physical activity every day.

As we know that this will take some time to adjust to. Students and families may have many questions of how to proceed. We would like to draw your attention to the following Government of New Brunswick website.

[https://www2.gnb.ca/content/gnb/en/departments/education/learning\\_at\\_home.html](https://www2.gnb.ca/content/gnb/en/departments/education/learning_at_home.html)

! This site will provide you with many tips to help you with your at home learning.

If you have any questions, please don't hesitate to reach out to your homeroom or your subject teacher.

Know that we miss you and hope that you are all doing well!

Your Panther Teachers

|                                    |                              |
|------------------------------------|------------------------------|
| <b>Mrs. Carhart: Principal</b>     | jennifer.carhart@nbed.nb.ca  |
| <b>Ms. Fifield: Vice Principal</b> | gina.fifield@nbed.nb.ca      |
| <b>Mme Heissner , 1FI</b>          | ashley.heissner@nbed.nb.ca   |
| <b>Mme Hollett, 2FI</b>            | stephanie.hollett@nbed.nb.ca |
| <b>Mlle McDougall, 3FI</b>         | jenna.mcdougall@nbed.nb.ca   |
| <b>Mrs. Garland, Resource</b>      | kristie.garland@nbed.nb.ca   |
| <b>Mr. Belyea, Resource</b>        | keith.belyea@nbed.nb.ca      |
| <b>Mrs. Lisik, Resource</b>        | melissa.lisik@nbed.nb.ca     |
| <b>Mr. Harriott, Phys. Ed</b>      | andrew.harriott@nbed.nb.ca   |
| <b>Mrs. Morrison, Phys Ed</b>      | amanda.morrison@nbed.nb.ca   |

Created by Julie Faulkner

Edited by Mme Heissner, Mme Hollett and Mlle McDougall

# Helpful Links

Anglophone South School District

<http://web1.nbed.nb.ca/sites/ASD-S/news/default.aspx>

How to access Guidance Support

There is a dedicated phone line for students and families to call:

Saint John Education Centre (Saint John, Grand Bay-Westfield, St Martins)

506-349-7663

We ask that parents or guardians call on behalf of our students in K-8. Callers will reach a member of our Education Support Service team who will ask about the nature of the request and then have the Guidance Counsellor or Guidance Teacher from your child's school return your call. The phones will be answered Monday - Friday 8:15 a.m. – 4:30 p.m. beginning Wednesday, April 1, 2020.

## Helping Students Stay Connected!

Starting April 6, ASD-S IT support services will be available to help!

Need IT help? Send a message using one of the methods below. Include your name, school name, grade and the type of support you require.

Example: *reset my password, I don't remember my account or what is my school email address?*

- **Txt:** Send your request by txt message to **1-506-469-5013**
- **Email:** send your request to **southstudents@nbed.nb.ca**
- **Teacher:** If you already have a means of communicating with your classroom teacher, they can initiate support on your behalf



Name: \_\_\_\_\_ Date: \_\_\_\_\_

## French Immersion Language Arts, Week #7

Select at least 5 of the 9 tasks here. Use a separate sheet of paper to record your answers. Be sure to include the number of activity you choose.

|   |  |  |
|---|--|--|
| <p>#1<br/>Sight<br/>Word Practice. Please pick 6 words to practice reading and printing. 3FI, try to order the words in alphabetical order!</p>   | <p>#2)<br/>Practice the sound EU using the word search on the next page!<br/>Do you know any other words with the sound EU?<br/>Make a list!</p> | <p>#3)<br/>Play Boggle!<br/>Write down as many words in French as you can!<br/><br/>This week's boggle game is on the next page!</p>   |
| <p>#4)<br/>Please work on the next Flora module. You can work on them each week!<br/><br/><a href="https://flora.nbed.nb.ca/desk_top.htm">https://flora.nbed.nb.ca/desk_top.htm</a></p> | <p>#5)<br/>Write about a friend you have at school. What do they look like? What do they like to do?</p>   | <p> #6)<br/>Foufou<br/>Watch the short Foufou video on what is in your bedroom. Then write the names of 5 objects and go label them in your room.<br/><br/><a href="https://www.youtube.com/watch?v=NBWFyeSgydQ">https://www.youtube.com/watch?v=NBWFyeSgydQ</a></p> |
| <p>#7<br/>Chasse aux Tresors<br/><br/>See how fast you can find these things in your home. Challenge a family member to race you.</p>   | <p>#8)<br/>Practice reading as many high frequency words as you can with dice!<br/><br/>See the next page</p>                                    | <p>#9)<br/>Sound Practice!<br/>Here is a great link to the sounds we have been practicing! Pick 5 different sounds to sing and practice!<br/><br/><a href="http://les1immersion.weebly.com/sons.html">http://les1immersion.weebly.com/sons.html</a></p>  |

Completed: \_\_\_\_\_ of \_\_\_\_\_

Nom:

Trouve les mots ci-dessous dans la grille.  
Forme le mot caché avec les lettres restantes.

(6 lettres)



bleu



cheveu

2

deux



dieu




émeu



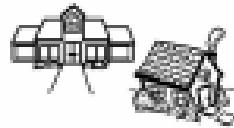
feu



heureux




jeu



lieu



peu



jeudi

9


neuf



pneu




joyeux



neveu



queue



|   |   |   |   |   |   |   |   |
|---|---|---|---|---|---|---|---|
| C | H | E | V | E | U | E | J |
| X | U | E | L | B | E | N | U |
| U | E | U | U | P | N | E | U |
| E | I | J | E | R | M | V | D |
| Y | L | E | P | E | E | E | E |
| O | Q | U | E | U | E | U | U |
| J | R | D | I | E | U | E | X |
| O | P | I | N | E | U | F | E |

Mot:

Je m'appelle: \_\_\_\_\_

# Boggle

|  |   |   |   |   |
|--|---|---|---|---|
|  | s | o | l | e |
|  | i | l | a | t |
|  | r | i | d | j |

Ecris les mots que tu vois!

|       |       |       |
|-------|-------|-------|
| _____ | _____ | _____ |
| _____ | _____ | _____ |
| _____ | _____ | _____ |
| _____ | _____ | _____ |



# CHASSE AUX TRESORS



2 CHAUSSETTES



1 VOITURE



1 BOUTEILLE



1 LIVRE



1 BROUSSE A DENTS



1 PELUCHE



2 CHAUSSURES



1 PINCE A LINGE



1 CASSEROLE



1 ROULEAU DE  
PAPIER TOILETTE



1 TELECOMMANDE



1 CLE



1 CRAYON



1 CINTRE









JE LIS A LA VITESSE DE L'ECLAIR



# LES MOTS UTILES






|  |  |  |  |  |  |
|---|---|---|---|---|---|
| je  | tu  | il  | elle  | nous  | vous  |
| se  | ne  | te  | me  | elles   | ils   |
| vos   | moi   | nos   | soi   | toi   | leur  |
| lui   | la  | le  | les   | mes   | tes   |
| quand   | des   | de  | une   | un  | ses   |
| voici   | pourquoi  | qui   | quoi  | que   | ou  |
| ici   | voilà   | a   | quelle  | quel  | parce que   |
| elles sont  | vous êtes   | nous sommes   | il est  | tu es   | je suis   |
| j'ai  | tu as   | il a  | vous avez   | nous avons  | ils ont   |
| son   | sa  | ton   | ta  | mon   | ma  |



# French Immersion Math, Week #7

Select at least 5 of the 9 tasks here. Use a separate sheet of paper to record your answers. Be sure to include the number of activity you choose.

|   |   |  |
|---|---|--|
| <p style="text-align: center;"><b>#1)</b><br/>Hopscotch<br/>Directions on next page.</p>   | <p style="text-align: center;"><b>#2)</b><br/>100s chart<br/>Using the 100s chart on the following page, count forwards and backwards by 2s, 5s, and 10s. You can colour the numbers as you skip count. Do you notice any patterns? 3FI try counting by 3s and 4s!</p>                      | <p style="text-align: center;"><b>#3)</b><br/>Play the Prodigy Math Game online!<br/><a href="https://sso.prodigygame.com/game/start">https://sso.prodigygame.com/game/start</a></p>   |
| <p style="text-align: center;"><b>#4)</b><br/>Shapes!<br/>Listen to "Chanson des Formes"<br/><a href="https://youtu.be/Y8N0g1s3f3s">https://youtu.be/Y8N0g1s3f3s</a><br/>Create a list of 12 different shapes you can find in your house or neighbourhood! See the next page for template.</p>  | <p style="text-align: center;"><b>#5)</b><br/>Addition War<br/>See next sheet for instructions.</p>   | <p style="text-align: center;"><b>#6)</b><br/>Take a walk outside. What numbers do you see on houses, street signs, apartment buildings etc.? Can you find the numbers 1 to 10?<br/>3FI can you find numbers above 100? Keep track of your numbers and order from least to greatest!</p>   |
| <p style="text-align: center;"><b>#7)</b><br/>Pick a spot inside or outside that you can measure using your steps. Create a three-column chart. Record your movement, how many steps do you think it will take? How many did it take? Repeat with different movements. Order the answers from smallest to biggest. See next page for example.</p> | <p style="text-align: center;"><b>#8)</b><br/>Fibonacci art project<br/><a href="https://www.whatdowedoallday.com/fibonacci-art-project">https://www.whatdowedoallday.com/fibonacci-art-project</a></p>  | <p style="text-align: center;"><b>#9)</b><br/>Race to 100<br/>Make a copy of a hundreds chart.</p> <div style="border: 2px solid black; padding: 5px; text-align: center;"> <p><b>RACE TO 100!</b></p> <p>Partners will take turns rolling the dice. Each time a number is rolled, the player will move the marker that many spaces. For example, if your marker is on 26, and you roll a 5, you would move to 31. The first player to reach 100 is the winner!</p> </div> |



## How to play Hopscotch

- Draw a hopscotch design on the ground with chalk.
- Throw a flat stone or similar object (small beanbag, shell, button, plastic toy) to land on square one.
- Hop through the squares, skipping the one you have your marker on.
- Pick up the marker on your way back.
- Pass the marker on to the next person.

# HUNDREDS CHART

|    |    |    |    |    |    |    |    |    |     |
|----|----|----|----|----|----|----|----|----|-----|
| 1  | 2  | 3  | 4  | 5  | 6  | 7  | 8  | 9  | 10  |
| 11 | 12 | 13 | 14 | 15 | 16 | 17 | 18 | 19 | 20  |
| 21 | 22 | 23 | 24 | 25 | 26 | 27 | 28 | 29 | 30  |
| 31 | 32 | 33 | 34 | 35 | 36 | 37 | 38 | 39 | 40  |
| 41 | 42 | 43 | 44 | 45 | 46 | 47 | 48 | 49 | 50  |
| 51 | 52 | 53 | 54 | 55 | 56 | 57 | 58 | 59 | 60  |
| 61 | 62 | 63 | 64 | 65 | 66 | 67 | 68 | 69 | 70  |
| 71 | 72 | 73 | 74 | 75 | 76 | 77 | 78 | 79 | 80  |
| 81 | 82 | 83 | 84 | 85 | 86 | 87 | 88 | 89 | 90  |
| 91 | 92 | 93 | 94 | 95 | 96 | 97 | 98 | 99 | 100 |

# Addition War

Materials:

Deck of playing cards


2 players

1. Deal the deck between the two people until all the cards are dealt.
2. Each person turns over 2 cards.
3. Each person adds his or her numbers together.
4. Whoever has the highest total keeps all four cards.
5. If totals are the same, each person places three cards face down and turns one card over.
6. The player with the highest card keeps all of the cards in that round.
7. Continue to play until one player has all of the cards.

For Grade 1: J=10, Q=10, K=10


Grade 2/3: J=10, Q=12, K=13

| Action<br>(Movement) | Estimation<br>(Estimate) | Le Nombre<br>(Actual) |
|----------------------|--------------------------|-----------------------|
| Marcher<br>(walk)    | 45                       | 15                    |
| Sauter<br>(hop)      | 20                       | 17                    |



# Home Fitness Ideas From Mr. Harriott

## Week 7 K-2 Phys Ed

| Balance   | Fitness  | Letters/Numbers  | Movement to Music  | Throwing/Rolling   |
|---|--|--|--|--|
| <p><b><u>Balance Dice Roll:</u></b> Roll a dice and whatever number you get that is how many body parts need to be touching the floor to help you balance. ***You can use your arms, feet, knees, head etc.</p> | <p><b><u>Animal Fitness:</u></b> Try each of these for a minute.</p> <p><b>Cheetah Run-</b> Run as fast as you can.</p> <p><b>Elephant Stomp-</b> March in place stomping your feet.</p> <p><b>Frog Jump-</b> Hop up and down like a frog.</p> | <p><b><u>Making Numbers:</u></b> Make as many numbers as you can by using your body. This can be done standing up, laying down, by yourself and with a family member.</p> <p>1 2 3<br/>4 5 6<br/>7 8 9</p> | <p><b><u>Keep It Moving:</u></b> Using a piece of equipment, keep it moving for the length of a song. This can be a hoola hoop, bouncing a ball with one hand, juggling a scarf...</p> | <p><b><u>Underhand Throwing:</u></b> Set up 3 different sized buckets on one side of the room. Using an underhand throw try to a ball or a rolled up pair of socks in each bucket!</p>  |

# French Immersion Language Arts

FLORA- French  
Modules <https://flora.nbed.nb.ca/desktop.htm>

JE LIS JE LIS- You will need to email your child's teacher to get their username and password if you don't already have it.

<https://jelis-free.rkpublishing.com/student>

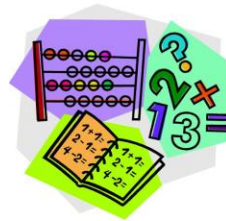
Basic French Concept Bingo-  
<https://www.quia.com/cb/480555.html>

Basic vocabulary activities where students can listen in French-

[https://www.literacycenter.net/play\\_learn/french-language-games.php](https://www.literacycenter.net/play_learn/french-language-games.php)

French Activities to practice vocabulary and key concepts- <https://www.samamuse.ca/en/index>.

Free illustrated children's books in French. It can be both an app or it can be used online-  
<https://boukili.ca/en>



# Mathematics

Songs to Practices Numbers to 100-  
<http://les1immersion.weebly.com/maheacutematiques.html>

Prodigy- You may need to contact your child's teacher if you do not have their login information. <https://sso.prodigygame.com/game/start>

Math questions and logic puzzles-  
<https://aplusclick.org>

A variety of math games-  
<https://www.funbrain.com/math-zone>

Math games by topic-  
<https://www.onlinemathlearning.com/sorting-games.html>

Fun and interactive math games-  
<https://www.funbrain.com>

Catchy math songs- <https://numberock.com>

Another site with a variety of online games-  
<https://www.mathplayground.com>

## Art Ideas

Excellent guided drawing lessons on a variety of topics-  
<https://www.artforkidshub.com/>



## Week 8 Websites



Name: \_\_\_\_\_ Date: \_\_\_\_\_

## French Immersion Language Arts, Week #9

Select at least 5 of the 9 tasks here. Use a separate sheet of paper to record your answers. Be sure to include the number of activity you choose.

|   |   |  |
|---|---|--|
| <p>#1<br/>Sight<br/>Word Practice. Please pick 6 words to practice reading and printing. 3FI, try to order the words in alphabetical order!</p>   | <p>#2)<br/>Chasse au Printemps<br/><br/>The instructions are on the next page!</p>                        | <p>#3)<br/>Je peux lire/je peux écrire<br/><br/>On the follow page try to read the 3 sentences and try to write a sentence using the words below.</p>  |
| <p>#4)<br/>Please work on the next Flora module. You can work on them each week!<br/><br/><a href="https://flora.nbed.nb.ca/desk_top.htm">https://flora.nbed.nb.ca/desk_top.htm</a></p> | <p>#5)<br/>Write about a teacher you have at school. What do they look like? What do they like to do?</p> | <p>#6)<br/>Journal de chez nous<br/><br/>Fill out the following page. If you can't print it draw your own!</p>   |
| <p>#7<br/>Play Boggle!</p>  | <p>#8)<br/>Bingo Chez Toi</p>   | <p>#9)<br/>Sound Practice!<br/>Here is a great link to the sounds we have been practicing! Pick 5 different sounds to sing and practice!<br/><a href="http://les1immersion.weebly.com/sons.html">http://les1immersion.weebly.com/sons.html</a></p> |

Completed: \_\_\_\_\_ of \_\_\_\_\_

# CHASSE AU PRINTEMPS

Peux-tu trouver toutes les choses sur  
cette liste?



une fleur



un oiseau



la pluie



un insecte



le gazon



le soleil

Mme Krady, 2020

## OPTIONS POUR JOUER

1. Go for a walk around your neighbourhood
2. Look in your yard
3. Go for a drive
4. Look for them in your favourite book
5. Draw a picture of something you saw, label it
6. Draw a picture with all or some of these things
7. Play pictionary
8. Clap the syllables in the words
9. Find another thing that starts with the same letter
10. Do this again in a few weeks, has anything changed?

Mme Krady, 2020

# JE PEUX LIRE

1. Lis les phrases suivantes. Colorie une étoile.

La fille mange une banane.



La fille mange une pomme.




La fille mange des bonbons.



# JE PEUX ÉCRIRE

2. Lis les mots. Écris une phrase avec ces mots.  
Dessine ta phrases.

|       |      |       |      |
|-------|------|-------|------|
| avec  | papa | maman | le   |
| jouer | les  | sur   | pour |



Four sets of horizontal lines for writing, each consisting of a solid top line, a dashed middle line, and a solid bottom line.



# Journal de chez nous

\_\_\_\_\_  
Jour # \_\_\_\_\_  
\_\_\_\_\_


Aujourd'hui, je me sens:




Je porte:



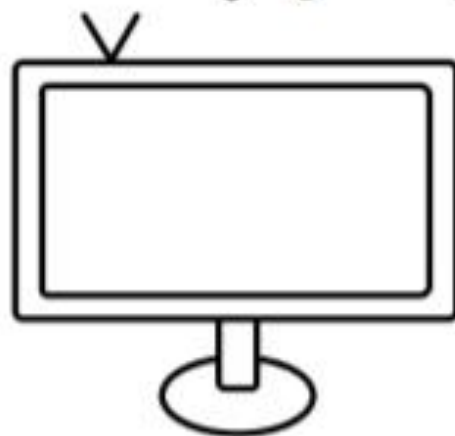
Quelque chose que j'ai mangé:



Un livre que j'ai lu:



Une émission que j'ai regardé:







# bingo chez toi!

Choisis 3 activités pour créer une ligne!

Chante ta  
chanson  
préférée.



Lis ton livre  
préférée.



Va dehors  
et dessine  
tout ce  
que tu vois.



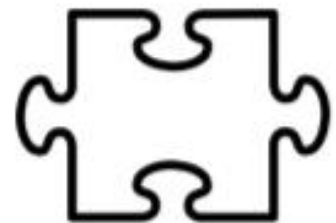
Crée une  
danse.



Regarde  
ton film  
préférée.



Fais un  
casse-  
tête.



Écris une  
histoire.



Fais du  
yoga.



Marche  
dehors.






Name: \_\_\_\_\_

Date: \_\_\_\_\_

# French Immersion Math, Week #9

Select at least 5 of the 9 tasks here. Use a separate sheet of paper to record your answers. Be sure to include the number of activity you choose.

|   |  |   |
|---|--|---|
| <p>#1)<br/><b>Weather Tracking</b></p> <p>Please use the next page to keep track of the weather!</p>  | <p>#2)<br/><b>French Shape Scavenger Hunt</b></p> <p>Look for objects that could fit in on the following page.</p>   | <p>#3)<br/><b>Play the Prodigy Math Game online!</b></p> <p><a href="https://sso.prodigygame.com/game/start">https://sso.prodigygame.com/game/start</a></p>                                       |
| <p>#4)<br/><b>Shapes!</b></p> <p>Listen to "Chanson des Formes"<br/><a href="https://youtu.be/Y8N0g1s3f3s">https://youtu.be/Y8N0g1s3f3s</a></p> <p>Create a list of 12 different shapes you can find in your house or neighbourhood!</p>  | <p>#5)<br/><b>Color by addition:</b></p> <p>Please see the following page and please note that marron is brown!</p>  | <p>#6)<br/><b>Find a collection of small objects at your house (cheerios, rocks, paperclips.) Put them into groups of 2, 5, and 10 and count how many you have. 3 FI try counting by 3's.</b></p> |
| <p>#7)<br/><b>Pick a time to look out your window ( 5 mins, 30mins, a whole day.)How many of each item do you see? Record your observations.</b></p> <p>Je vois.....I see</p> <ul style="list-style-type: none"><li>___ Arbres (trees)</li><li>___ Personnes (people)</li><li>___ Nuages (clouds)</li><li>___ Maisons( houses)</li><li>___ Oiseaux (birds)</li><li>___ Roches (rocks)</li></ul> | <p>#8)<br/><b>Lego boat!</b></p> <p>Using legos, or aluminum foil, create a boat and count how many nickels or dimes you can add before it sinks! Record your answers before making a different shape boat!</p>  | <p>#9)<br/><b>Numbers 1-100!</b></p> <p>Listen and sing along:<br/><a href="https://www.youtube.com/watch?v=NmCize5EwbU&amp;vl=en">https://www.youtube.com/watch?v=NmCize5EwbU&amp;vl=en</a></p>  |

Completed: \_\_\_\_\_ of \_\_\_\_\_

# SIZE HUNT



grand



haut



mince



épais



petit



longue



énorme








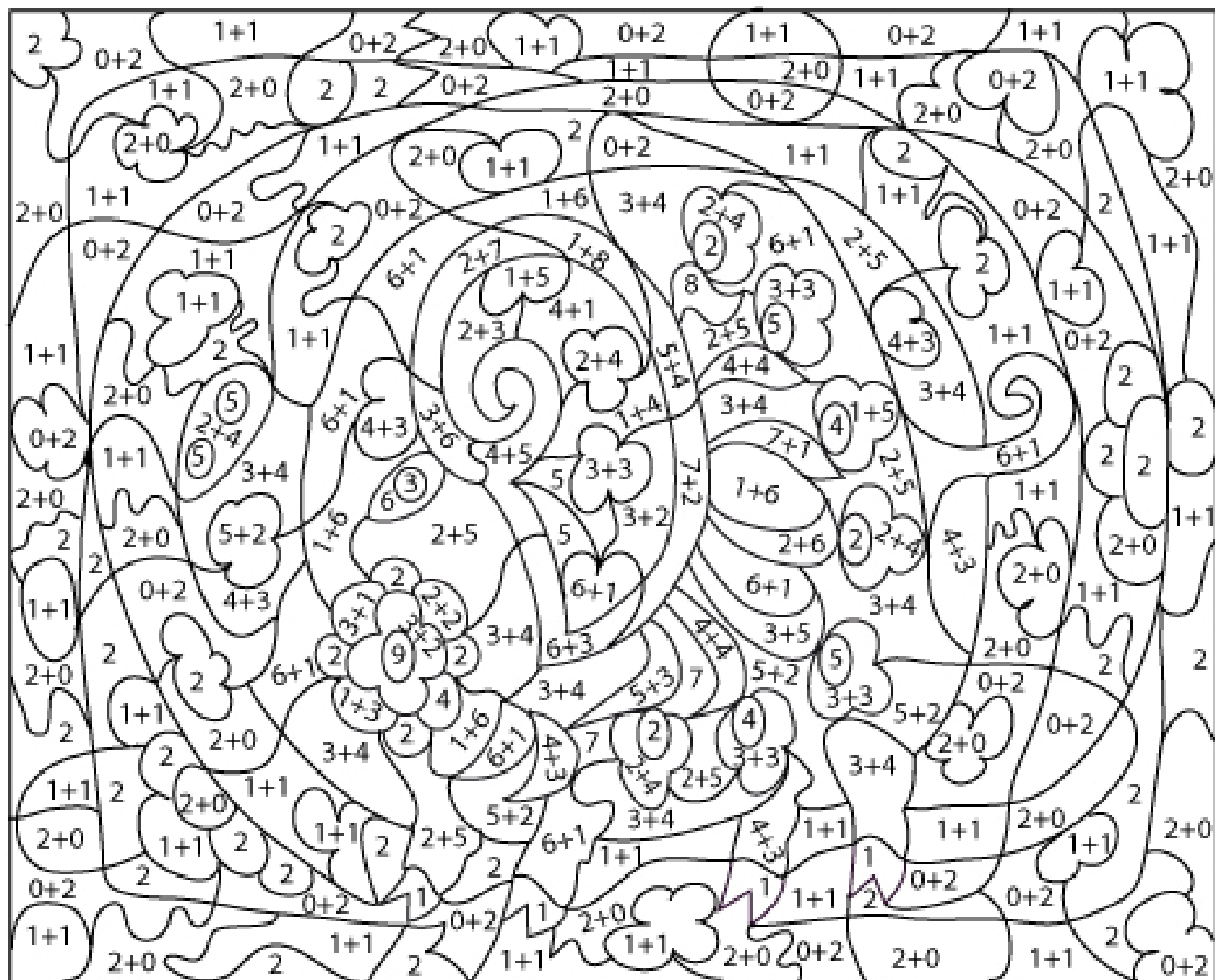
corte



miniscule

# Notre graphique du temps en \_\_\_\_\_

|            |  |   |   |  |  |
|------------|--|---|---|--|--|
| 15         |  |   |   |  |  |
| 14         |  |   |   |  |  |
| 13         |  |   |   |  |  |
| 12         |  |   |   |  |  |
| 11         |  |   |   |  |  |
| 10         |  |   |   |  |  |
| 9          |  |   |   |  |  |
| 8          |  |   |   |  |  |
| 7          |  |   |   |  |  |
| 6          |  |   |   |  |  |
| 5          |  |   |   |  |  |
| 4          |  |   |   |  |  |
| 3          |  |   |   |  |  |
| 2          |  |   |   |  |  |
| 1          |  |   |   |  |  |
| # de jours | <br>Il fait soleil. | <br>C'est nuageux. | <br>Il vente. | <br>Il pleut. | <br>Il neige. |



A chaque résultat d'addition une couleur

- |            |           |
|------------|-----------|
| = 1 marron | = 6 rouge |
| = 2 jaune  | = 7 noir  |
| = 3 blanc  | = 8 vert  |
| = 4 orange | = 9 bleu  |
| = 5 rose   |           |



Dear PES Grade 1-3 French Immersion,

We wanted to take the chance to write you a little message to tell you how much we enjoyed being your teachers this year.

Although this school year didn't end the way we expected we wouldn't trade our year with you for anything in the world.

We hope you have a wonderful and safe summer!

À bientôt,

Mme Heissner, Mme Hollett et Mlle McDougall

## Follow for Bright Ideas



## Join the Discussion



## Terms of Use

Created by Julie Faulkner, 2020

Please, one classroom use only. Additional licenses are sold at checkout. This license is nontransferable.

Not eligible for online environments unless password protected. Posting openly online is prohibited.

This work is my original work, and taking portions of it to create something else for resale is prohibited.

## Art and Image Credits

Cover Image, Unsplash  
Thumbs,



## About Me



## Thank You

I have taught English and journalism for 20 years. I have experience at the middle school, high school, and college level. Rural and suburban. Regular, honors, and inclusion. I am also active in my church working with children and youth of all ages. I have worked as a CCSS ELA training specialist. I have a M.A. in English and an Ed.S. in Instructional Leadership. I've been a Common Core Coach for the state of TN, and have presented at numerous conferences, workshops, and trainings on various best teaching practices. Additionally, I have several articles published in national teaching journals. To me, teaching is about leading students to see, make, and appreciate real-world connections. The world around them is full of opportunity, and I want them to notice that and seize it. I want them not to just swallow information, but rather truly dissect and digest it to make informed decisions and choices. My teaching style and resources are engaging, student-centered, collaborative, hands-on, critical-thinking inducing, fun, innovative, and standards-driven.